

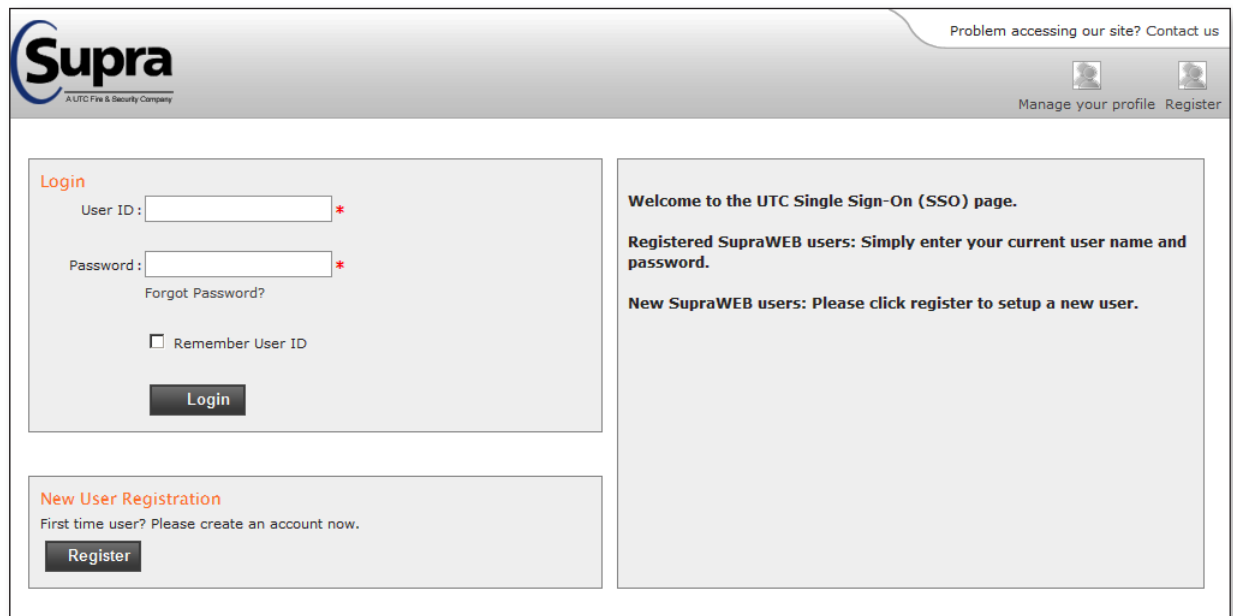
# SupraWEB Single Sign-On (SSO) Instructions

Supra is releasing a new Single Sign-On (SSO) for keyholders. If you have set up a user ID and password previously, you will continue to use that user ID and password to login to SupraWEB.

If you need to set up a new user ID and password, follow these instructions.

## Set Up SSO user ID and password

1. Go to [www.supraekey.com](http://www.supraekey.com) and select **Agents - Log on to SupraWEB**. The screen shown below is displayed.




## SupraWEB Single Sign-On

2. Select the **Register** button in the lower left. The User Registration screen opens (*see next page*).
3. Fill out the User Registration Application screen.



When you are creating your user ID and password, there are some guidelines you need to follow:

- Your user ID must be at least 3 characters and a maximum of 60 characters. It can only contain the special characters @ . \_ - to accommodate characters used in email addresses. Special characters are not allowed in the first or last character. For example, 'joanthompson' would be a valid user ID as would 'joanthompson@utc.com' but '@joanthompson' would not. When possible, it's a good idea to use some variation of a user name you are already using, such as your initials followed by your NRDS number, your MLS login, or your email address.
- Your password is case sensitive and must be at least 8 characters long. It must start with a letter and must contain at least one number.



**UTC Fire & Security**  
A United Technologies Company

Problem accessing our site? [Contact us](#)

 [Manage your profile](#)
 [Password Reset](#)

---

### User Registration


Fields marked with \* are required

#### Please provide the following information

First Name  \*


Middle Initial


Last Name  \*

Email Address  \* 

Confirm Email Address  \*


#### Please choose a user ID and password

User ID  \*  Check


Password  \* 

Please confirm password  \*

#### Please select and answer your password challenge

Password challenge 1  \* 


Challenge Response 1  \*

Password challenge 2  \* 

Challenge Response 2  \*

This is used to verify your identity in the event you forgot your password.

#### Please enter the characters shown in the image below (Case Sensitive)



Enter the code shown

 \*

By clicking "Submit", you indicate that you agree to the [Terms](#) : [Terms of Use](#)

Submit
Reset

## SSO User Registration screen

4. After filling out all of the information on the screen, scroll down and click **Submit**. A confirmation page is displayed.
  5. Click **Continue** and you are returned to the SSO login page. You will receive an email confirming your registration.
  6. Login with your new user ID and password and click **Login**. The Welcome to SupraWEB screen displays.
  7. The first time you login with your new user ID and password, you'll need to enter your key serial number and PIN and choose your Association/MLS from the dropdown.
- You will now be logged in to SupraWEB and in the future only login with your new user ID and password.

If you have any questions about logging in to SupraWEB, please contact Support at 1-877-699-6787.